

# How does the IITT work?

**CATEGORY 1:  
EMERGENCY**



**CATEGORY 2:  
PRIORITY**



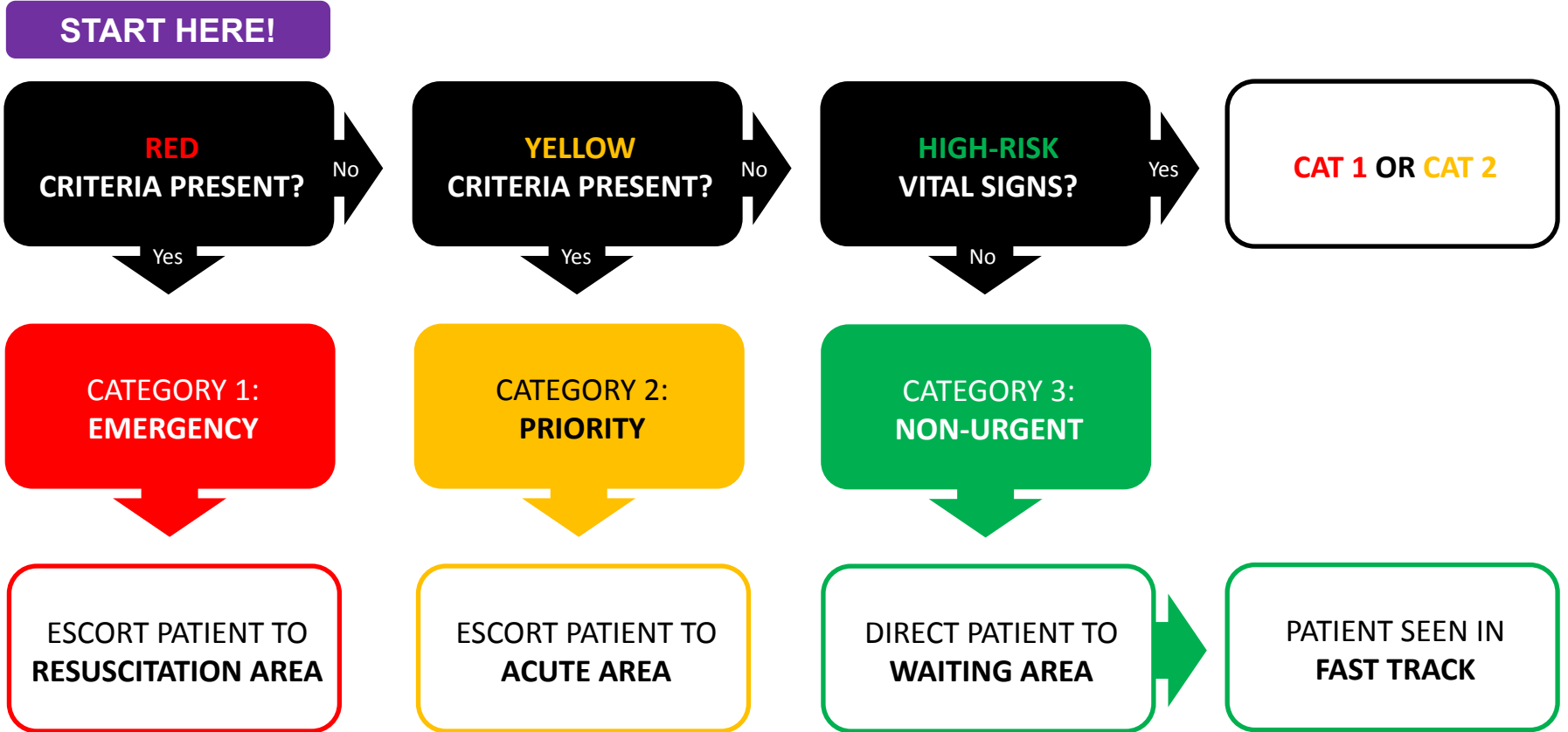
**CATEGORY 3:  
NON-URGENT**



## How quickly should patients be seen?

Category	Target
Emergency (1)	5 minutes
Priority (2)	15 minutes
Non-urgent (3)	2 hours

# Triage assessment



# Adult assessment pathway

Red criteria present?

## Airway & Breathing

Stridor  
Respiratory distress  
Central cyanosis

## Circulation

Heavy bleeding  
Capillary refill >3 seconds  
Weak and fast pulse  
HR <50 or >150 bpm

## Disability

Unresponsive  
Active convulsions  
Hypoglycaemia  
Any combination of altered mental state, stiff neck, fever, hypothermia or headache

NO

YES

RESUSCITATION AREA

Yellow criteria present?

## Airway & Breathing

Wheezing

## Circulation

Vomits everything  
Ongoing diarrhoea  
Unable to feed or drink  
Severe pallor  
Ongoing bleeding  
Recent fainting

## Disability

Altered mental status  
Agitation  
Acute general weakness  
Acute focal neurological complaint  
Acute visual disturbance  
Severe pain

NO

YES

ACUTE AREA

High-risk vital signs?

## Respiratory rate

<10 or >30 breaths per minute

## Oxygen saturation

<92% on room air

## Heart rate

<60 or >130 beats per minute

## AVPU

AVPU other than A

## Temperature

<36°C or >39°C

YES

NO

WAITING AREA

FAST TRACK

CAT 1 OR CAT 2

# Red criteria

## Airway & Breathing

Stridor  
Respiratory distress  
Central cyanosis

## Circulation

Heavy bleeding  
Capillary refill >3 seconds  
Weak and fast pulse  
HR <50 or >150 bpm

## Disability

Unresponsive  
Active convulsions  
Hypoglycaemia  
Any combination of headache,  
altered mental state, stiff neck or  
fever/hypothermia

## Other

High-risk trauma\*  
Threatened limb\*  
Poisoning or chemical exposure\*  
Snake bite  
Acute chest or abdominal pain (>50 years)  
ECG with ischaemia  
Violent or aggressive  
Pregnant with any of:  
    Heavy bleeding  
    Severe abdominal pain  
    Seizures or altered mental state  
    Severe headache  
    Visual changes  
    SBP  $\geq$ 160 or DBP  $\geq$ 110  
    Active labour  
    Trauma

# High-risk trauma

## General

Fall from twice person's height  
Penetrating trauma, excluding  
distal to knee or elbow with  
bleeding controlled  
Crush injury  
Injuries to multiple body areas  
Known bleeding disorder  
Pregnant

## Road traffic accidents

High-speed motor vehicle accident  
Pedestrian or cyclist hit by vehicle  
Other person in same vehicle deceased  
Trapped or thrown from vehicle  
Motor vehicle accident and patient not  
wearing a seatbelt

## Burns

Greater than 15% body surface area  
Circumferential burns  
Burns involving the face or neck  
Inhalation injury  
Patient <2 years or >70 years

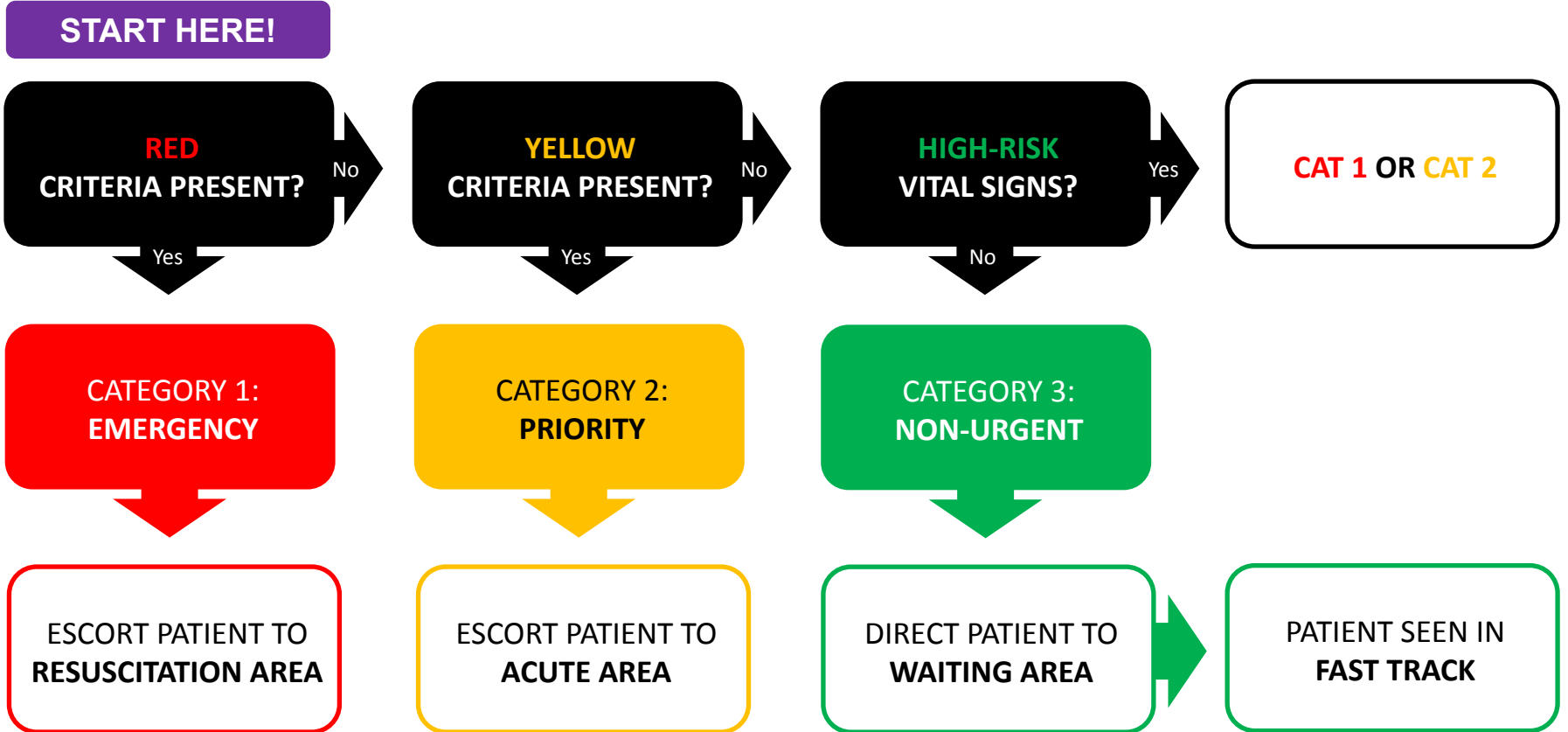
## Threatened limb

Pulseless limb  
Any painful limb that is also:  
Pale  
Weak  
Numb  
Massively swollen

## Poisoning

Any high-risk ingestion or exposure

# Triage assessment



# Yellow criteria

## **Airway & Breathing**

Wheezing

## **Circulation**

Vomits everything

Ongoing diarrhoea

Unable to feed or drink

Severe pallor

Ongoing bleeding

Recent fainting

## **Disability**

Altered mental status or agitation

Acute general weakness

Acute focal neurological complaint

Acute visual disturbance

Severe pain

## **Other**

New rash that is:

Worsening over hours

Peeling

Visible acute limb deformity

Open fracture

Suspected dislocation

Other trauma

Other burns

Sexual assault

Acute testicular/scrotal pain

Priapism

Unable to pass urine

Known diagnosis requiring urgent surgery

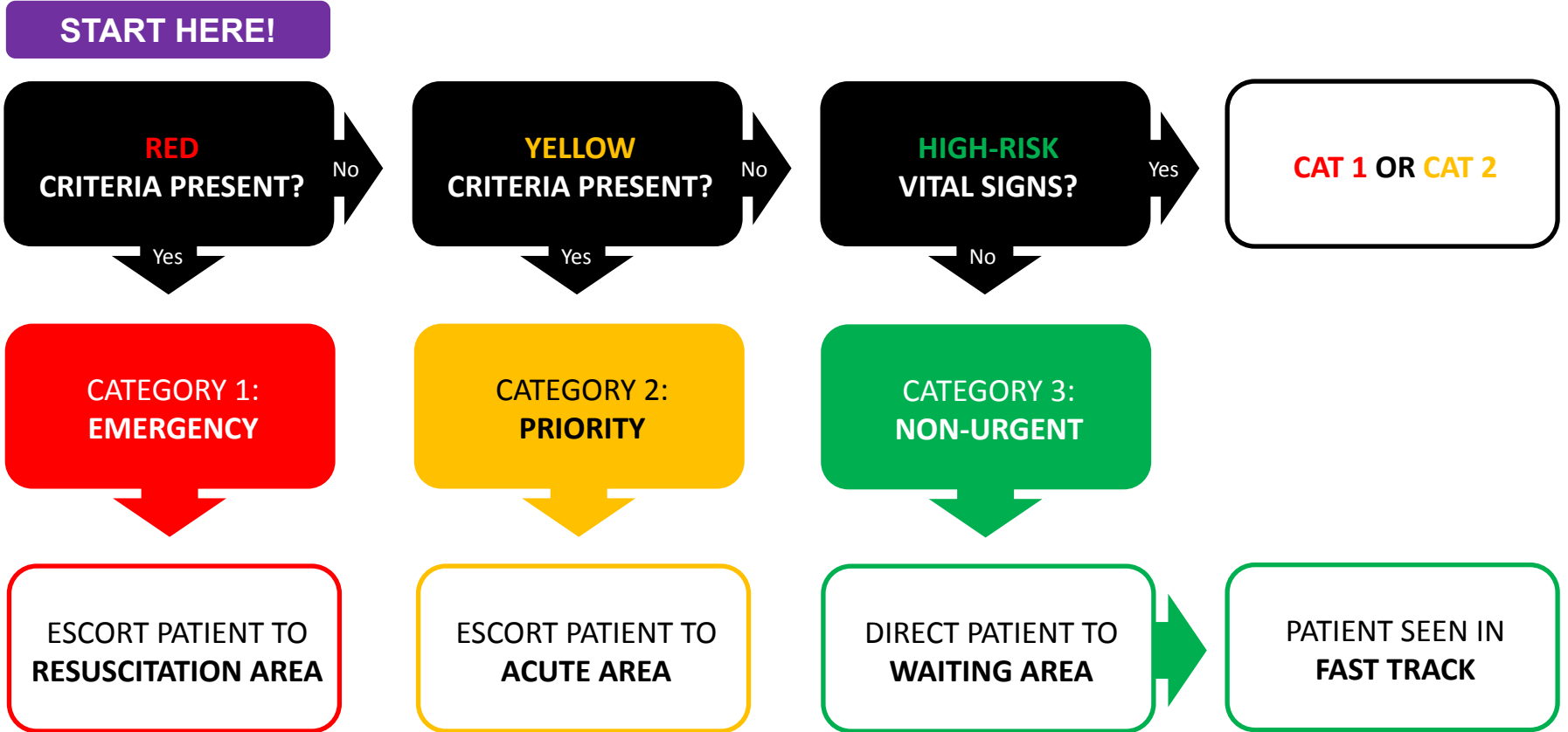
Exposure requiring time-sensitive

treatment (eg, animal bite, needlestick)

Pregnancy with complications



# Triage assessment



# High-risk vital signs

## ADULT CRITERIA

### Respiratory rate

<10 or >30 breaths per minute

### Oxygen saturation

<92% on room air

### Heart rate

<60 or >130 beats per minute

### AVPU

AVPU other than A

### Temperature

<36°C or >39°C

## PAEDIATRIC CRITERIA

### Respiratory rate

<1yo:

1-4yo:

5-12yo:

### Oxygen saturation

<92% on room air

### Heart rate

<1yo:

1-4yo:

5-12yo:

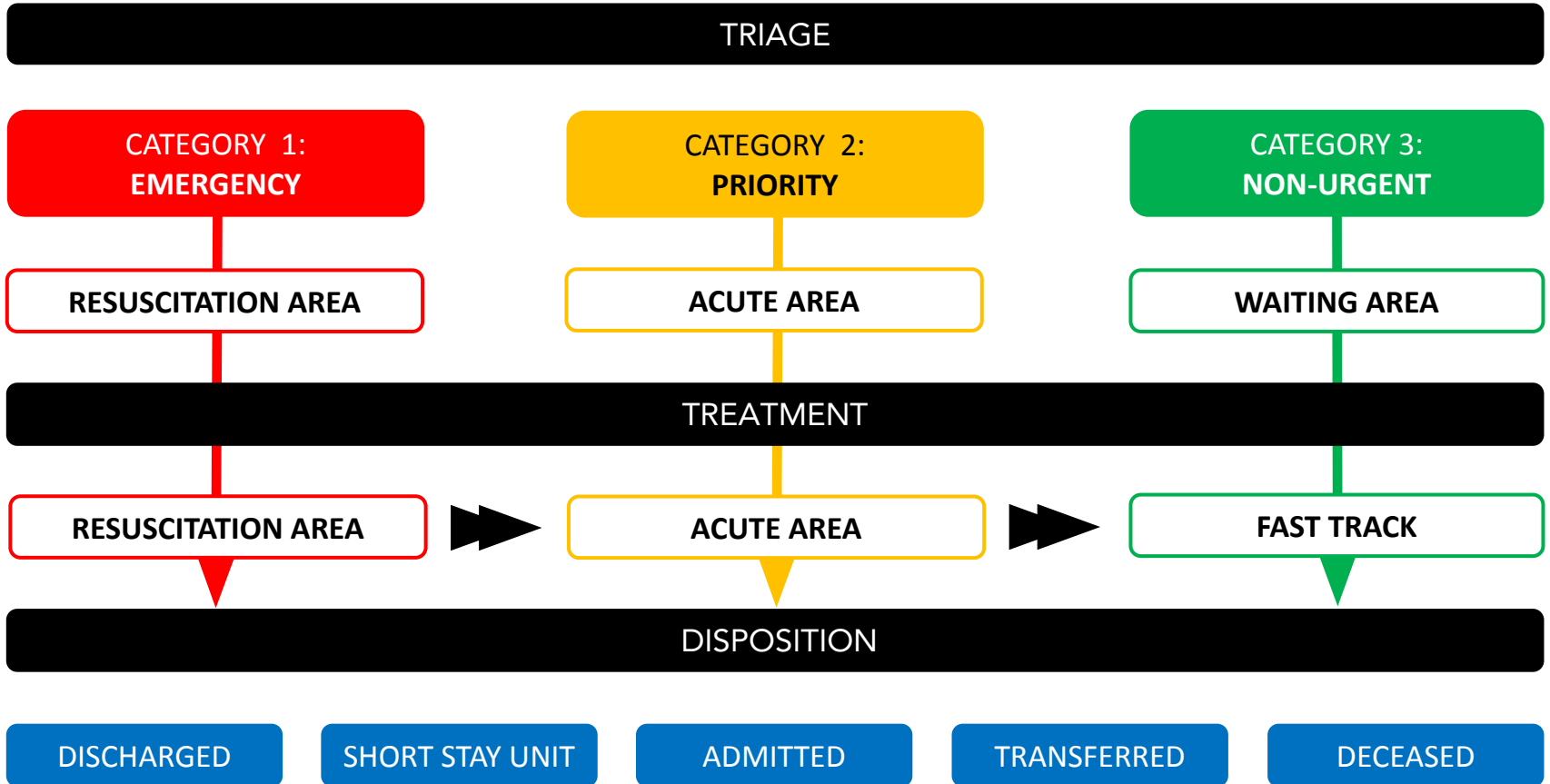
### AVPU

AVPU other than A

### Temperature

<36°C or >39°C

# Patient flow



# Paediatric assessment pathway

Patients under 12 years of age

Red criteria present?

## Airway & Breathing

Stridor  
Respiratory distress  
Central cyanosis

## Circulation

Heavy bleeding  
Capillary refill >3 seconds  
Weak and fast pulse  
Cold extremities  
Any combination of:

Lethargy  
Sunken eyes  
Very slow skin pinch  
Poor drinking

## Disability

Unresponsive  
Active convulsions  
Hypoglycaemia  
Any combination of  
headache, altered mental  
state, stiff neck or  
fever/hypothermia

## Other

Infant <8 days old  
Age <2 months and  
temperature <36 or >39°C  
High-risk trauma\*  
Threatened limb\*  
Poisoning/chemical  
exposure\*  
Snake bite

NO

YES

RESUSCITATION AREA

Yellow criteria present?

## Airway & Breathing

Wheezing

## Circulation

Vomits everything  
Ongoing diarrhoea  
Unable to feed  
Unable to drink  
Dehydration  
Severe pallor

## Disability

Restless  
Irritable  
Lethargy  
Headache  
Severe pain

## Other

Any infant 8 days - 6 months  
Malnutrition with either:  
Visible severe wasting  
Oedema of both feet  
Other trauma  
Other burns  
Sexual assault  
New rash that is:  
Worsening over hours  
Peeling  
Known diagnosis requiring  
urgent surgery  
Exposure requiring time-  
sensitive treatment  
(eg, animal bite, needlestick)  
Pregnancy (no red criteria)

NO

YES

ACUTE AREA

High-risk  
vital signs?

## Respiratory rate

<1yo: <25 or >50 bpm  
1-4yo: <20 or >40 bpm  
5-12yo: <10 or >30 bpm

## Oxygen saturation

<92% on room air

## Heart rate

<1yo: <90 or >180 bpm  
1-4yo: <80 or >160 bpm  
5-12yo: <70 or >140 bpm

## AVPU

AVPU other than A

## Temperature

<36°C or >39°C

YES

NO

WAITING AREA

FAST TRACK

CAT 1 OR CAT 2

# Red criteria

## Airway & Breathing

Stridor  
Respiratory distress  
Central cyanosis

## Circulation

Heavy bleeding  
Capillary refill >3 seconds  
Weak and fast pulse  
HR <50 or >150 bpm

## Disability

Unresponsive  
Active convulsions  
Hypoglycaemia  
Any combination of headache,  
altered mental state, stiff neck or  
fever/hypothermia

## Other

High-risk trauma\*  
Threatened limb\*  
Poisoning or chemical exposure\*  
Snake bite  
Acute chest or abdominal pain (>50 years)  
ECG with ischaemia  
Violent or aggressive  
Pregnant with any of:  
    Heavy bleeding  
    Severe abdominal pain  
    Seizures or altered mental state  
    Severe headache  
    Visual changes  
    SBP  $\geq 160$  or DBP  $\geq 110$   
Active labour  
Trauma

# Yellow criteria

## **Airway & Breathing**

Wheezing

## **Circulation**

Vomits everything

Ongoing diarrhoea

Unable to feed or drink

Severe pallor

Ongoing bleeding

Recent fainting

## **Disability**

Altered mental status or agitation

Acute general weakness

Acute focal neurological complaint

Acute visual disturbance

Severe pain

## **Other**

Any infant 8 days to 6 months old

Malnutrition with either of:

Visible severe wasting

Oedema of both feet

Other trauma

Other burns

Sexual assault

New rash that is:

Worsening over hours

Peeling

Known diagnosis requiring urgent surgery

Exposure requiring time-sensitive treatment (eg, animal bite, needlestick)

Pregnancy without adult red criteria

# Red criteria

## PAEDIATRIC PATIENTS

Patients under 12 years of age

### Airway & Breathing

Stridor

Respiratory distress

Central cyanosis

### Circulation

Heavy bleeding

Capillary refill >3 seconds

Weak and fast pulse

Cold extremities

Any combination of:

Lethargy

Sunken eyes

Very slow skin pinch

Poor drinking

### Disability

Unresponsive

Active convulsions

Hypoglycaemia

Any combination of altered mental state  
(confused, restless, irritable or lethargic),  
stiff neck, fever/hypothermia or headache

### Other

Infant <8 days old

Age <2 months and temperature <36 or >39°C

High-risk trauma\*

Threatened limb\*

Poisoning or chemical exposure\*

Snake bite

Acute testicular/scrotal pain or priapism

Pregnant with adult red criteria

# Yellow criteria

## PAEDIATRIC PATIENTS

Patients under 12 years of age

### **Airway & Breathing**

Wheezing

### **Circulation**

Vomits everything

Ongoing diarrhoea

Unable to feed or drink

Dehydration

Severe pallor

### **Disability**

Restless or irritable

Lethargy

Headache

Severe pain

### **Other**

Any infant 8 days to 6 months old

Malnutrition with either of:

Visible severe wasting

Oedema of both feet

Other trauma

Other burns

Sexual assault

New rash that is:

Worsening over hours

Peeling

Known diagnosis requiring urgent surgery

Exposure requiring time-sensitive treatment (eg, animal bite, needlestick)

Pregnancy without adult red criteria



## ADULT CRITERIA

### Respiratory rate

<10 or >30 breaths per minute

### Oxygen saturation

<92% on room air

### Heart rate

<60 or >130 beats per minute

### AVPU

AVPU other than A

### Temperature

<36°C or >39°C

<25 or >50 breaths per minute

<20 or >40 breaths per minute

<10 or >30 breaths per minute

<90 or >180 beats per minute

<80 or >160 beats per minute

<70 or >140 beats per minute

# High-risk trauma

## General

Fall from twice person's height  
Penetrating trauma, excluding  
distal to knee or elbow with  
bleeding controlled  
Crush injury  
Injuries to multiple body areas  
Known bleeding disorder  
Pregnant

## Road traffic accidents

High-speed motor vehicle accident  
Pedestrian or cyclist hit by vehicle  
Other person in same vehicle deceased  
Trapped or thrown from vehicle  
Motor vehicle accident and patient not  
wearing a seatbelt

## Burns

Greater than 15% body surface area  
Circumferential burns  
Burns involving the face or neck  
Inhalation injury  
Patient <2 years or >70 years

## Threatened limb

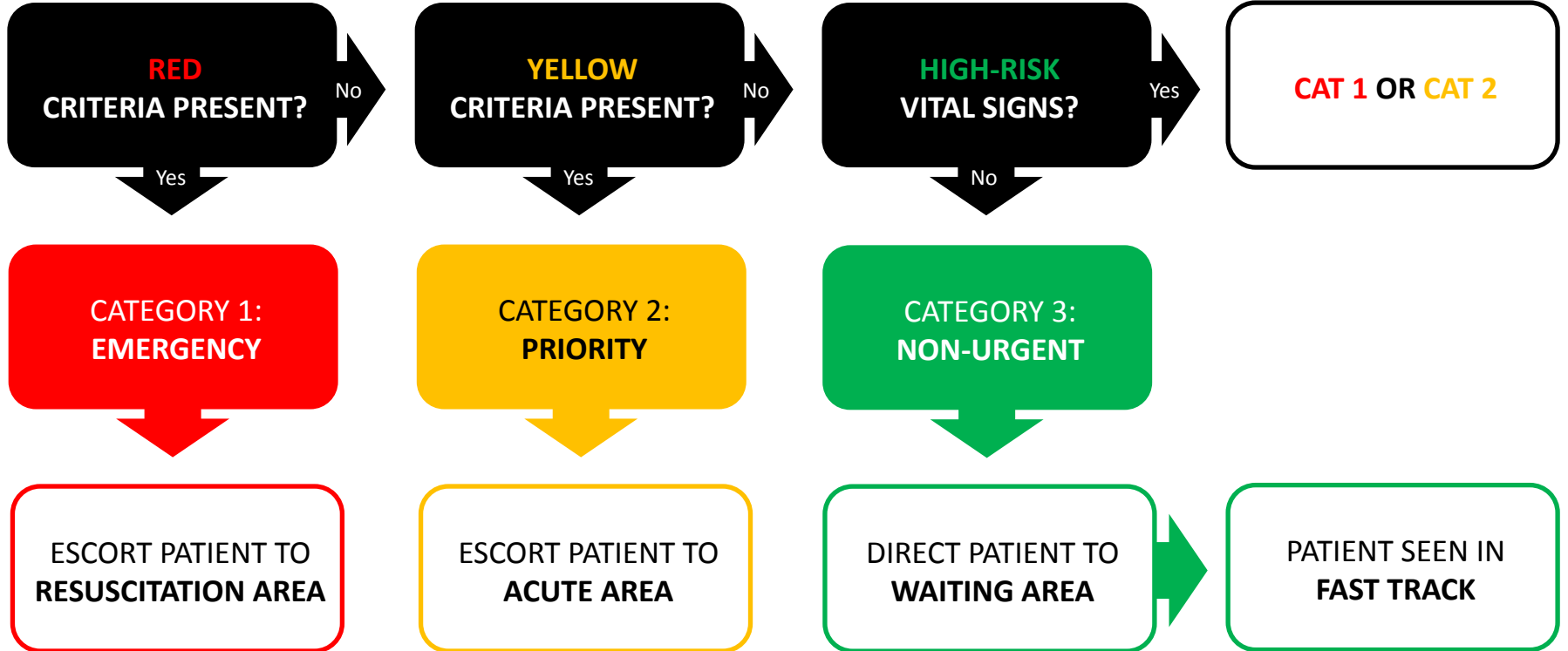
Pulseless limb  
Any painful limb that is also:  
Pale  
Weak  
Numb  
Massively swollen

## Poisoning

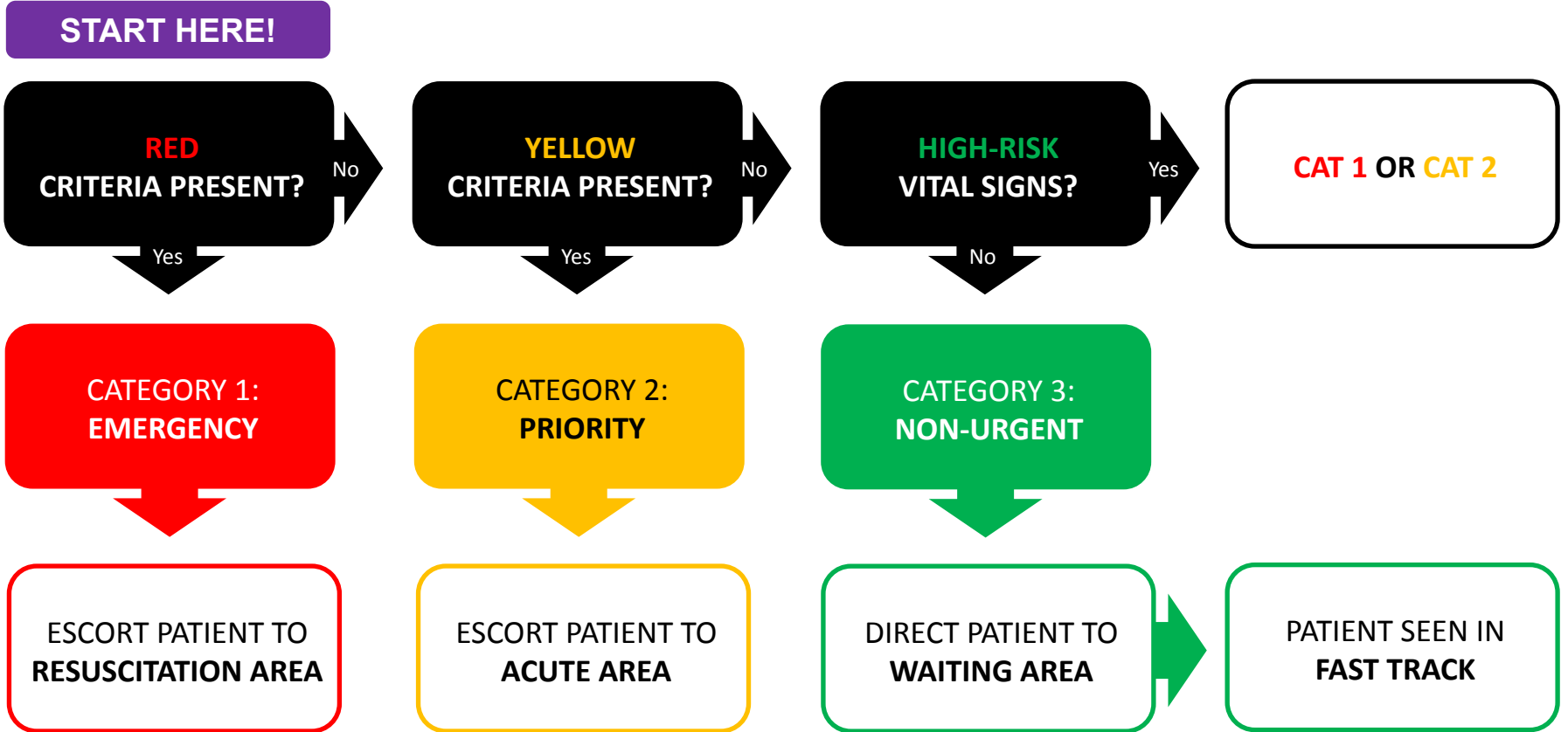
Any high-risk ingestion or exposure

# Triage assessment

**START HERE!**



# Triage assessment



## What are the key steps in a triage assessment?

### **FOR ALL PATIENTS**

1. Observe the patient's general appearance
2. Ascertain the chief complaint and relevant history
3. Feel the patient's pulse and assess capillary refill

### **FOR PATIENTS WITHOUT RED OR YELLOW CRITERIA**

4. Measure the vital signs
5. Determine the severity of pain



# Patient flow

