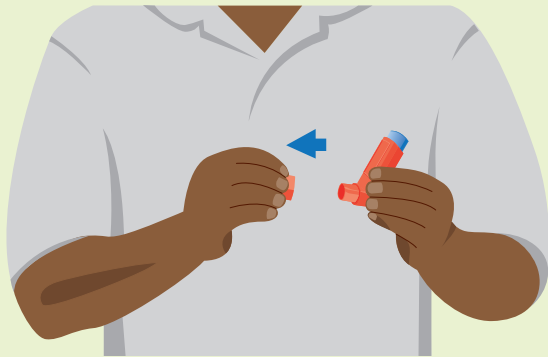
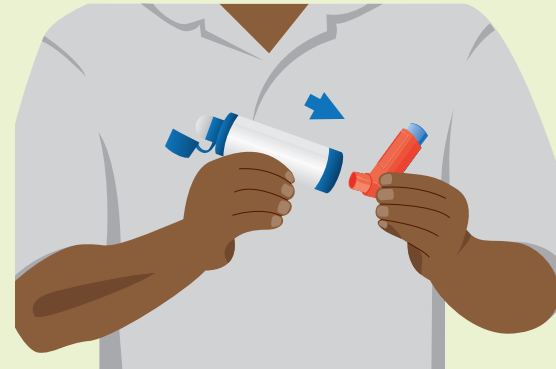


# How to use puffers with a spacer and mask

Asthma puffer medicine is best taken using a spacer (and mask for small children) to get more medicine into the lungs.



1. Remove the cap from the puffer



2. Shake puffer well and put it into the hole at the end of the spacer



3. Put the mask on the mouthpiece of the spacer and place over the child's mouth and nose so there are no gaps



4. Hold the puffer upright


# How to use puffers with a spacer and mask



**5. Press down on the puffer once to spray medication into the spacer**



**6. Let the child breath in and out 4 times**



**7. For more puffs, take out the puffer and shake then re-attach to spacer**



**8. Repeat from step 3 for more puffs**